



melvyn
Danes
ESTATE AGENTS

Bronte Farm Road

Shirley

Offers Around £335,000

Description

Bronte Farm Road is located off Union Road which leads directly off the Stratford Road in Shirley.

Shirley Heath school is within walking distance and a walk of approximately a mile from here will bring you to Alderbrook Senior School, in whose catchment we are advised the property falls, subject to confirmation from the Education Authority, and also nearby in Whitefields Road is St Augustines Roman Catholic Junior and Infant School and St Peters Roman Catholic Senior School.

Close to the junction with Marshall Lake Road and Longmore Road are local shops, and the main Stratford Road provides a comprehensive array of shops ranging from small speciality and convenience stores to a choice of major supermarkets. From the end of Bronte Farm Road is a pedestrian walkway which gives access to Marshall Lake Road close to the retail parks; making it overall one of the most convenient positions in Shirley.

Regular bus services operate along Marshall Lake Road and Stratford Road giving access to the centre of Solihull and also into the City of Birmingham and its outlying suburbs. Travelling by car along the A34 Stratford Road, a journey of less than three miles will bring you to the junction of the M42 motorway. On this junction is sited the expanding Blythe Valley Business Park, which complements the existing business premises which are sited on Cranmore Boulevard and encompass the Cranmore, Widney, Monkspath and Solihull Business Parks.

An ideal location for this well maintained semi detached house which is set back from the road behind a front driveway which extends to the side garage. The property benefits from a refitted kitchen and bathroom with separate shower and has a through lounge dining room, a hallway and landing filled with natural light, three bedrooms and to the rear is a private rear garden with a westerly aspect. Occupied by the current owner for some 28 years; the house has been well maintained and offers move in ready accommodation for the new owners.



Accommodation

FRONT DRIVEWAY

PORCH ENTRANCE

RECEPTION HALLWAY

THROUGH LOUNGE DINING ROOM

24'11" max x 11'1" max 9'0" min
(7.59m max x 3.38m max 2.74m min)

REFITTED KITCHEN

10'10" x 8'2" (3.30m x 2.49m)

FIRST FLOOR LANDING

BEDROOM ONE

12'3" x 11'6" (3.73m x 3.51m)

BEDROOM TWO

10'9" x 8'11" (3.28m x 2.72m)

BEDROOM THREE

8'2" x 6'0" (2.49m x 1.83m)


REFITTED BATHROOM WITH SHOWER

SIDE GARAGE

15'9" x 10'1" (4.80m x 3.07m)

PRIVATE REAR GARDEN

LARGE STORAGE SHED



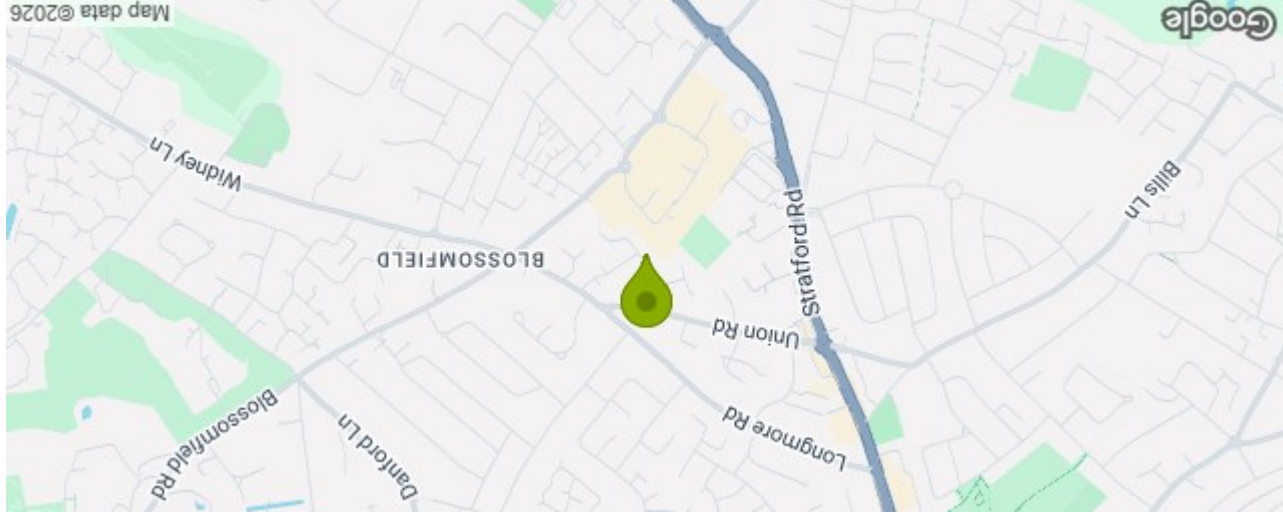
TENURE: We are advised that the property is Freehold.

These particulars are for general guidance only and are based on information supplied and approved by the seller. Complete accuracy cannot be guaranteed and may be subject to errors and/or omissions. They do not constitute representations of fact or form part of any offer or contract. Any Prospective Purchaser should obtain verification of all legal and factual matters and information from their Solicitor, Licensed Conveyancer or Surveyors as appropriate. The agent has not sought to verify the legal title of the property and the buyers must obtain verification from their solicitor. Photographs are provided for illustrative purposes only and the items shown in these are not necessarily included in the sale, unless specifically stated. The agent has not tested any apparatus, equipment, fixtures, fittings or services mentioned and do not by these Particulars or otherwise verify or warrant that they are in working order.

BROADBAND/MOBILE: Please refer to checker www.ofcom.gov.uk for broadband and mobile coverage at the property. From data taken on 10/06/2026 we understand that the standard broadband download speed at the property is around 14 Mbps, and the estimated fastest download speed currently achievable for the property post code area is around 5500 Mbps. Actual service availability or speeds received may be different and may vary depending on the time a speed test is carried out. Mobile coverage can vary depending on the network provider and other factors that can affect the local mobile reception and actual services available may be different depending on the particular circumstances, precise location and network outages.

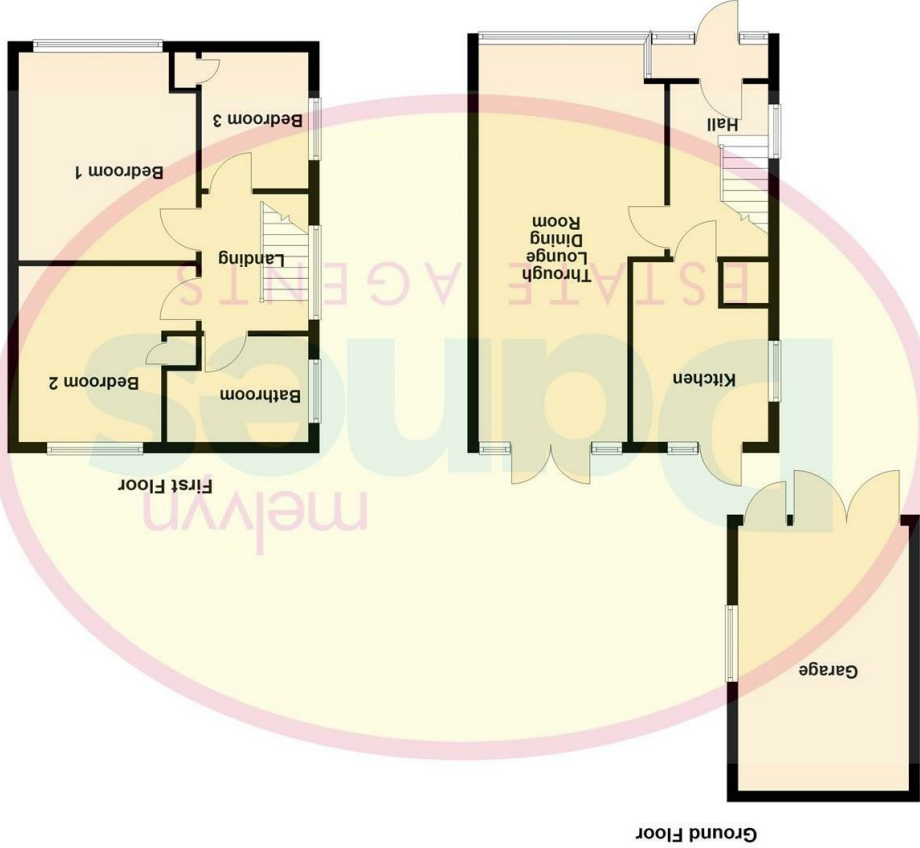
MONEY LAUNDERING REGULATIONS: Under anti-money laundering legislation, we are obliged to confirm the identity of individuals and companies and the beneficial owners of organisations and trusts before accepting new instructions, and to review this from time to time. To avoid the need to request detailed identity information from vendors and intending purchasers, we may use approved external services which review publicly available information on companies and individuals. However, should those checks, for any reason, fail adequately to confirm identity, we may write to you to ask for identification evidence. If you do not provide satisfactory evidence or information within a reasonable time, we may have to stop acting for you and we would ask for your co-operation in order that there will be no delay in agreeing a sale. Any purchaser who has a provisional offer accepted via this company will be liable to pay an administration fee of £25 (incl VAT) for each person connected with the transaction to cover these checks. If we are instructed by a third party selling agent they may carry out their own AML checks and any prospective purchaser will be required to pay any additional costs involved – please speak to the office for confirmation.

REFERRAL FEES: We may refer you to recommended providers of ancillary services such as Conveyancing, Financial Services and Surveying. We may receive a commission payment fee or other benefit (known as a referral fee) for recommending their services. You are not under any obligation to use the services of the recommended provider.



Energy Efficiency Rating																									
Potential	Very energy efficient - lower running costs																								
Current	Very energy efficient - lower running costs																								
<table border="1"> <thead> <tr> <th>Band</th> <th>Score Range</th> <th>Color</th> </tr> </thead> <tbody> <tr> <td>A</td> <td>(92 plus)</td> <td>Dark Green</td> </tr> <tr> <td>B</td> <td>(81-91)</td> <td>Light Green</td> </tr> <tr> <td>C</td> <td>(69-80)</td> <td>Yellow-Green</td> </tr> <tr> <td>D</td> <td>(55-68)</td> <td>Yellow</td> </tr> <tr> <td>E</td> <td>(39-54)</td> <td>Orange</td> </tr> <tr> <td>F</td> <td>(21-38)</td> <td>Red-Orange</td> </tr> <tr> <td>G</td> <td>(1-20)</td> <td>Red</td> </tr> </tbody> </table>		Band	Score Range	Color	A	(92 plus)	Dark Green	B	(81-91)	Light Green	C	(69-80)	Yellow-Green	D	(55-68)	Yellow	E	(39-54)	Orange	F	(21-38)	Red-Orange	G	(1-20)	Red
Band	Score Range	Color																							
A	(92 plus)	Dark Green																							
B	(81-91)	Light Green																							
C	(69-80)	Yellow-Green																							
D	(55-68)	Yellow																							
E	(39-54)	Orange																							
F	(21-38)	Red-Orange																							
G	(1-20)	Red																							
Not energy efficient - higher running costs EU Directive 2002/91/EC																									

26 Bronte Farm Road Shirley Solihull B90 3DE
Council Tax Band: C



Please note that all measurements and floor plans are approximate and quoted for general guidance only and whilst every attempt has been made to ensure accuracy, they must not be relied on and do not form part of any contract.